

HI-LINE EXHAUST AIR MUFFLER / SILENCER DATA SHEET



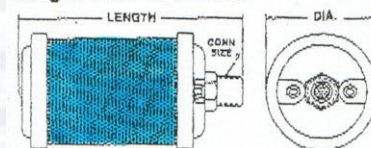
Specifications - Hi-line Air Muffler / Silencer									
Conn Size	Thread Types			Dimensions			Wgt (kg)	Scfm @ 90 psi	Element
	Male Model No		Female Model No	Dia (mm)	Male Length (mm)	Female Length (mm)			
1/8"	B01	0121001	0221001	48	79	71	.2	44	1101
1/4"	B02	0121002	0221002	48	111	102	.25	84	1102
3/8"	B00	0121000	0221000	67	130	116	.5	192	1100
1/2"	B05	0121005	0221005	80	152	140	.75	256	1105
3/4"	B07	0121007	0221007	86	183	170	1	544	1107
1"	B10	0121010	0221010	98	222	203	1.3	800	1110
1 1/4"	B12	0121012	0221012	98	222	203	1.35	1360	1112
1 1/2"	B15	0121015	0221015	133	345	318	3.2	2080	1115
2"	B20	0121020	0221020	133	480	451	4.1	3200	1120
3"	B30	0121030	-	178	581	-	12.7	7200	1130
4"	B40	0121040	-	203	590	-	15.4	14000	1140
6"	B60	0121060	-	280	784	-	32.1	36000	1160

With the 85% noise reduction and with a 94% flow factor users on thousands of installations prove the muffler. The Hi-line Muffler quiets Exponentially Perceived Noise (EPNdB) superbly. The muffler fully satisfies the need to reduce the explosive noise from air discharged from valve exhaust ports into a comfortable quiet zone by using an optimised constant velocity flow factor. This substantially improves the equipment performance.

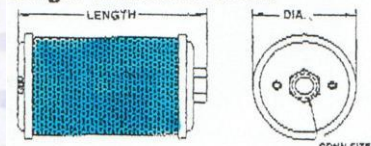
Constructed with a unique expansion chamber, which is completely free from obstruction, the exhaust air flows softly to atmosphere free from noise, oil, fog and contaminants, providing a clean comfortable productive work environment.

Constructed from corrosion resistant materials for a long and free maintenance service life. These high performance units are provided with a hex head to make it easy to attach to exhaust ports. They should be mounted in a protected position, free from excessive vibration.

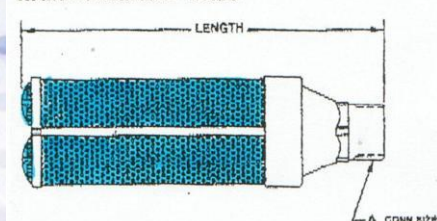
Single Chamber-Male



Single Chamber-Female



Multi-Chamber-Male



E.&.O.E